

INTEGRATED PROJECT **SESSION-2020-21** **Project Lay-out**

SUBJECT-ENGLISH

CLASS-I

Project Lay out-Subject wise-Instructions for the Project

Objective - To encourage children to learn more about 'Noun'

Activity-Materials Required :

- White sheets
- Pencil
- Crayon
- Colour pens
- Eraser
- Ruler
- Scissors (parents will help in cutting the pictures)

Procedure

- Draw person like boy and girl and cut out the pictures.
- Draw different places like House, Hospital, Mountain, Police Station, Shop, Lake etc. and cut out the pictures.
- Draw few animals like Dog, Cat, 5 Rats, 5 Cockroaches, 5 Frogs etc. and cut out the pictures.
- Draw different things like Boat, Car, Truck, Train, Snowman etc. and cut out the pictures.
- Now, paste all the cut outs on a colourful chart paper to create your own Noun Town.

SUBJECT-HINDI

CLASS-I

Project Lay out-Subject wise-Instructions for the Project

- स्वर वर्ण को चित्र के साथ सुंदर से चिपकाएँ ।
- स्वर को सुंदर अक्षरों में लिखें ।

SUBJECT-MATHS

CLASS-I

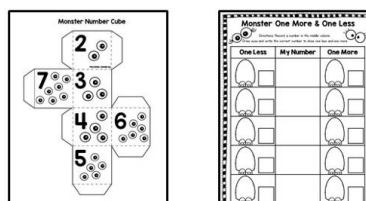
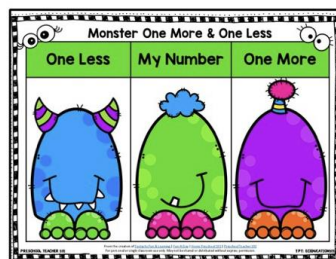
Project Lay out-Subject wise-Instructions for the Project

- One more one less:-
- Instructions :-
- 1) Students will make foldable number cube, but they can also cut the pieces and place them in their own reusable cube if they have those already.




2) Students will firstly choose their own number and place in the column 'My number' and then after that they will make one less and one more number.

3) Students can also play with dough with our one more one less math game activity.




Activity:-2

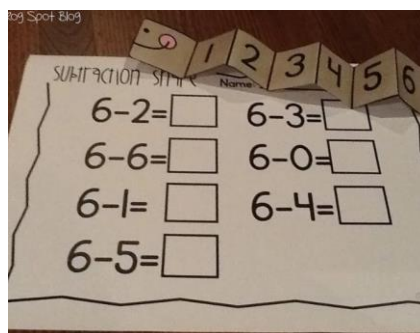
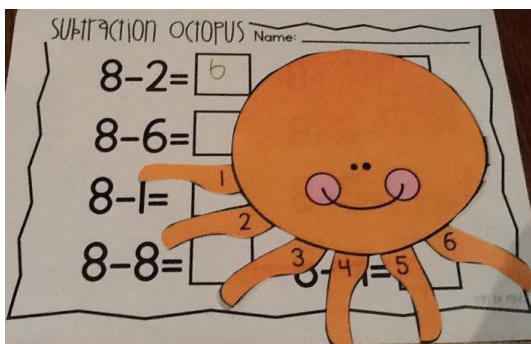
SUBTRACTION
FROGS 



- 1) Here we have 5 frogs on a log.
- 2) Students will fold down some frogs to find the answer.



- 3) We can include an Octopus for number 8
- 4) And a bendy snake for number 6!



SUBJECT-EVS**CLASS-I**

Project Lay out-Subject wise-Instructions for the Project

- Topic - My Body
- Parts of body
- Parts of head
- Parts of trunk
- Parts of hands
- Parts of legs
- Sense organs
- Function of sense organs
- Name of different fingers

Draw and write the name of the above mentioned topics.

SUBJECT-COMPUTER APPLICATION/ICT/IP**CLASS-I**

Project Lay out-Subject wise-Instructions for the Project

- Topic - MACHINES
- Machines that run on electricity.
- Machines that run on fuel.
- Machines that work with human power.
- Natural thing.
- Man-made thing.

Draw any two figures for the above mentioned topics and color as per your choice.