

## **STUDY COURSE MATERIAL**

### **MATHS**


**SESSION-2020-21**

**CLASS-Mont-II**

## **TOPIC: COMPARISON/NUMBERS**

### **DAY-1**

#### **❖ TEACING MATERIAL**



Students you need to compare two objects and use the vocabulary bigger/smaller, longer/shorter, taller/shorter, and heavier/lighter to describe their respective attributes.

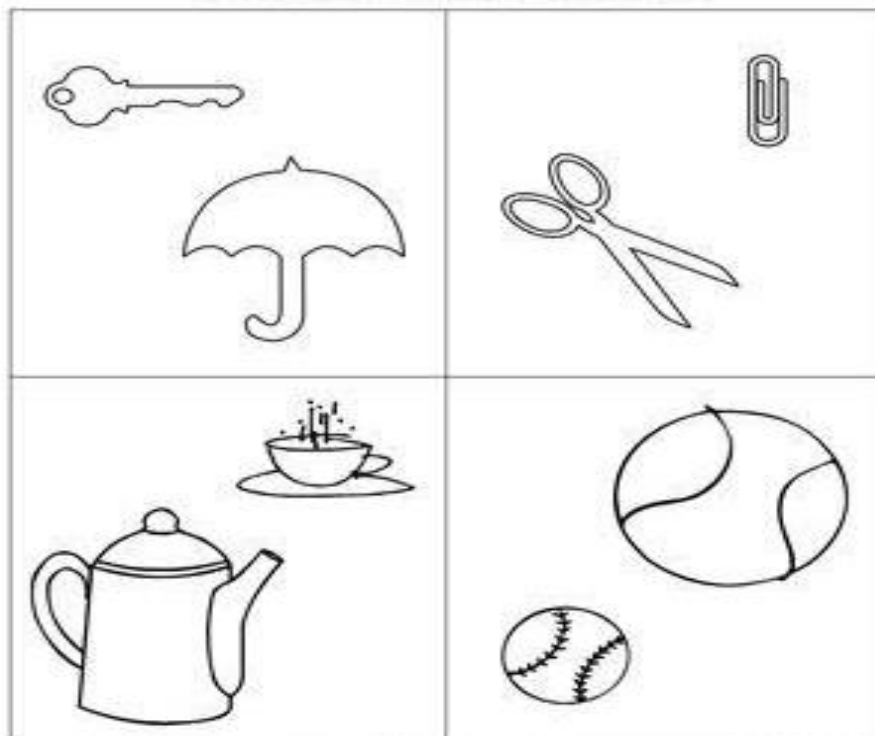


## Compare between the two objects



### ❖ **WORKSHEET-1**

**Colour the big object red and small object green**



## ❖ WORKSHEET-2

### Bigger or Smaller?

Look at the animals in each box,  
and circle the one that is bigger!



### ❖ VIDEOS

LINK

<https://youtu.be/uo1UR-NVo-k>

❖ **TEACING MATERIAL**

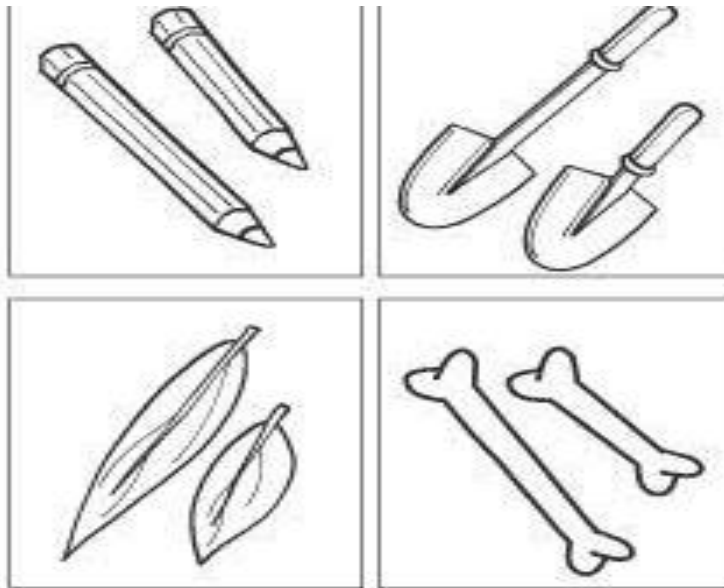


**Compare between the two objects**





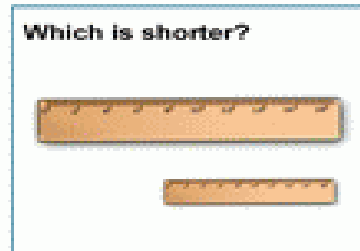

# ❖ WORKSHEET-1

Colour the long object blue and short object green



# ❖ WORKSHEET-2

Look at the pictures in the boxes. Answer the questions by circling the correct picture.



## ❖ VIDEOS

Link

<https://youtu.be/5G0JwKhTWYU>


## DAY-3

## ❖ TEACING MATERIAL

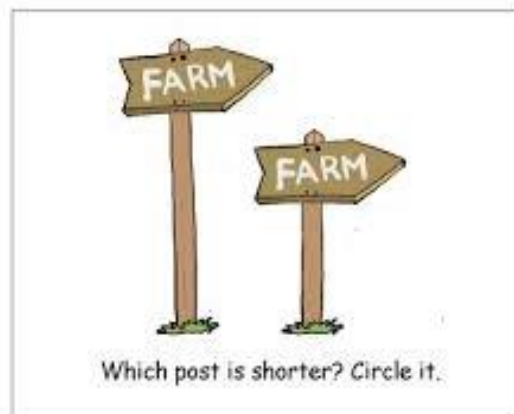
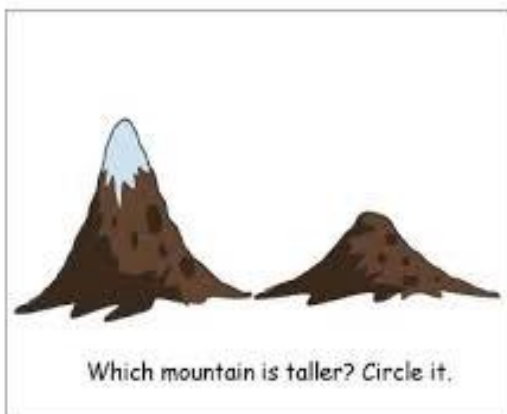
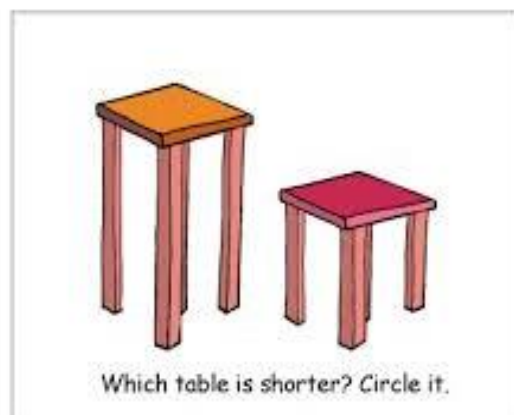
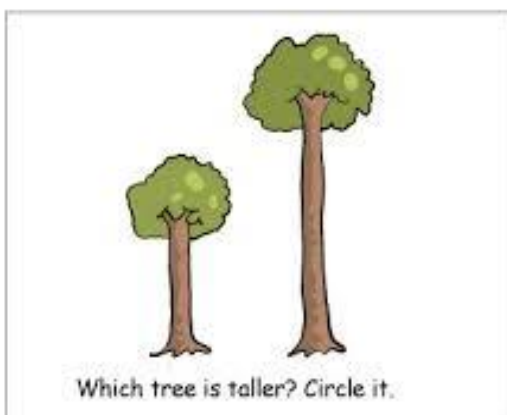
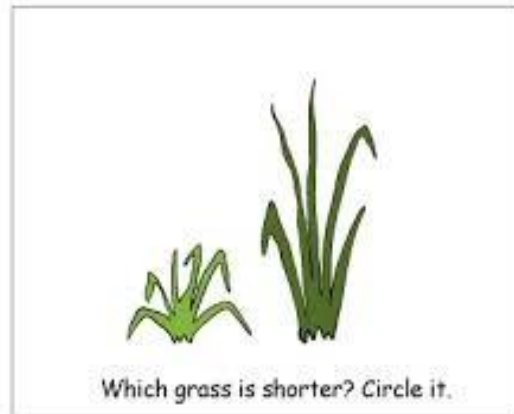
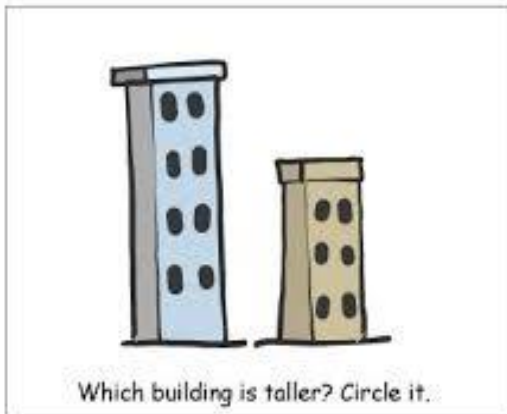


## ❖ **WORKSHEET-1**

**Tick the tall object and circle the short object**



## ❖ WORKSHEET-2



### ❖ VIDEOS

Link

<https://youtu.be/wAPAFpzBTTw>




# DAY-4


## ❖ TEACING MATERIAL



## ❖ WORKSHEET-1



Color the objects that are light.



Me Kinder



# DAY-5

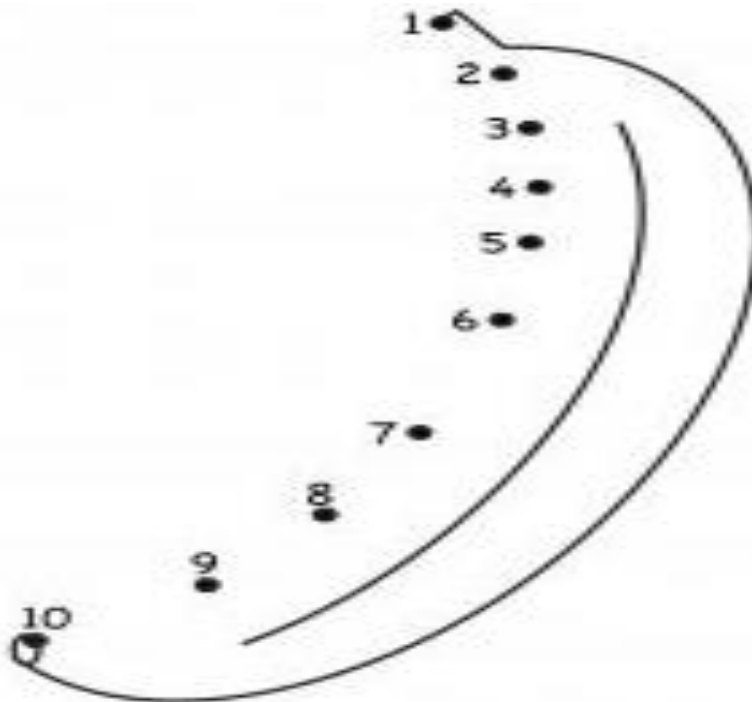
## ❖ TEACING MATERIAL

### MEANING OF COUNTING NUMBER 1-10

In counting numbers from 1 to 10, recognize the numbers, count and then join the numbers in the correct number order. Here we mainly need eye-hand coordination to draw the picture and maintain the number order.

We will enjoy coloring the pages after joining the numbers from 1 to 10

Let's learn to join the lines according to the order of the numbers from 1 to 10 and then color the bird colorfully according to your choice:



## ❖ WORKSHEET

Count the numbers



## ❖ WORKSHEET

Count and travel the numbers.

1	•						
2	••	2	2	2	2	2	2
3	•••	3	3	3	3	3	3
4	••••	4	4	4	4	4	4
5	•••••	5	5	5	5	5	5
6	•••••	6	6	6	6	6	6
7	•••••	7	7	7	7	7	7
8	•••••	8	8	8	8	8	8
9	•••••	9	9	9	9	9	9
10	•••••	10	10	10	10	10	10