

## **INTEGRATED PROJECT** **SESSION-2020-21** **Project Lay-out** **STD-VIII**

### **SUBJECT-SCIENCE**

#### **CLASS-VIII**

Project Lay out-Subject wise-Instructions for the Project

#### **Prepare a file on 'Communicable Diseases'**

##### **Instructions-**

1. First write about communicable diseases.
2. Mention different modes of spread of this diseases.
3. Write in detail about any one communicable disease.
4. At last, suggest some ways through which we can prevent the spread of communicable diseases.
5. Include pictures also.
6. Compile work in a file.

### **SUBJECT-HINDI**

#### **CLASS-VIII**

Project Lay out-Subject wise-Instructions for the Project

- १ अपनी छोटी बहन को ' शिक्षा का महत्व ' बताते हुए पत्र लिखें -----  
निर्देश :---  
१ पत्र- लेखन हेतु A-4 साइज़ पेपर का प्रयोग करें  
या  
२ कॉपी के पृष्ठों का प्रयोग करें  
३ परियोजना कार्य के लिए हस्त- निर्मित फाइल का प्रयोग करें ।

## SUBJECT-ENGLISH

### CLASS-VIII

#### Project Lay out-Subject wise-Instructions for the Project

- I. Patriotism is the expression of love, devotion and support for your Nation. During the Independence movement many Indians risked their lives and personal freedom to set India free from British.

How has the writer expressed the Patriotism of different characters in the text. Give Examples of the patriotism of the following characters:

- A. Mohan
- B. Manju
- C. Mother
- D. Babu
- E. Inspector Patil
- F. Suman

## SUBJECT-MATHEMATICS

### CLASS-VIII

#### Project Lay out-Subject wise-Instructions for the Project

(To be done in Maths Application Note-book(Yellow cover) or any other old note-book or A-4 size papers or loose sheets)

Prepare a summary report for Indian Mathematicians and their contributions.

To prepare a list of quotations on mathematics by different Mathematicians

Magic Square:

What is a Magic Square?

In a Magic Square, every row, column and diagonal all add up to make the same total.

For example: In a traditional 3 by 3 magic square, the digits 1 to 9 are used to make totals of 15.

→	2	7	6	15
→	9	5	1	15
→	4	3	8	15
15	15	15	15	15

Prepare your own Magic Square:

Activity to be done as per the step by step instructions given and write-up to be copied

*To verify, by paper cutting and pasting, that the sum of interior angles of a quadrilateral is  $360^\circ$ .*

**Learning Objective** : To understand the angle sum property of a quadrilateral.

**Pre-requisite** : Knowledge of a quadrilateral and its interior angles. Idea of a complete angle.

**Materials Required** : A coloured sheet of paper, a plain sheet of paper, glue, a pair of scissors, a ruler and a pencil/pen.

**Procedure :**

**Step 1.** On a coloured sheet of paper, draw a quadrilateral ABCD. Name its angles as 1, 2, 3, 4. [Fig. 2(a)]

**Step 2.** Make the cutouts of all the four angles using a tracing paper, carbon paper and a plane sheet.

**Step 3.** Paste these cutouts on a sheet of paper at a point P so that there is no gap between them as shown in Fig. 2(b).

**Observations :**

1. All angles together forms a ..... angle. (straight / obtuse / complete / reflex)
2. The sum of four angles of a quadrilateral is.....

**Extension :** Verify angle sum property for a concave quadrilateral.

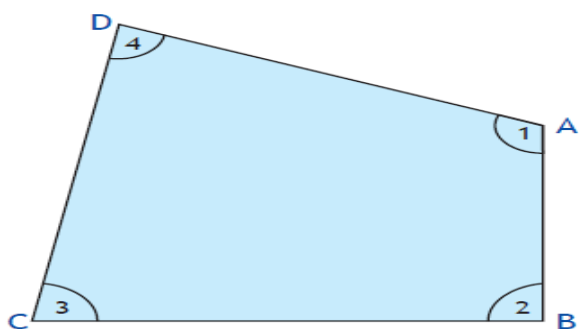


Fig. 2(a)

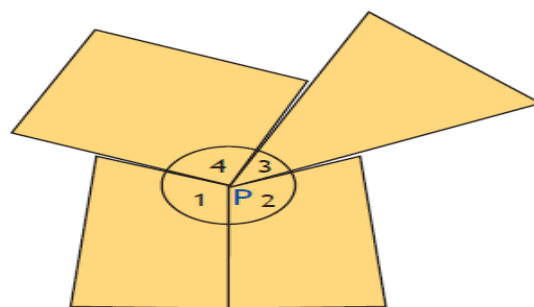


Fig. 2(b)





## SUBJECT-COMPUTER

### CLASS-VIII

Project Lay out-Subject wise-Instructions for the Project

Write code in Notepad and take screenshot and paste it on MS Word.

A. Create the following framesets:



**NOTE: Either soft copy or hard copy.**

## SUBJECT-SOCIAL SCIENCE

### CLASS-VIII

#### Project Lay out-Subject wise-Instructions for the Project

Well aware the chapter Rural Life and Society connotes the troubled times farmers had to face due to various settlements issued by the Britishers. The permanent ; mahalwari and ryotwari settlements were complex enough to make peasants more poorer since the objective was to maximize revenue collection. One thing we conclude that farmers have always been a means of exploitation and oppression since ages. The plight an dismal state of the farmers has been in continuous even thereafter Independence due to policies involving high corrupt practices. Now that India is free from all sorts of colonial rule and free from its clutches 70 years back try finding out the social and economic conditions of the farmers in Bihar as of today.

**Objective of the project – TO FIND IF FARMERS STATE OF CONDITION HAS IMPROVED OR NOT IN THE LAST 70 YEARS POST INDEPENDENCE.**

Cover your study on the following aspects while preparing your project. It can be beyond the ones mentioned below.

Are the farmers of Bihar still rain dependent?

Are the farmers suffering pruned to dynamism of seasons?

Has the living standards of the farmers improved in the last 70 years in Bihar?

What's their per capita income or health and nutrition status?

What percentage of farmers are literate today?

(Use statistical facts and figures to support your answer)

Do a study on as many social and economic parameters that govern their lives and conclude if their status and living conditions have really improved or not in the last 70 years since independence. Derive final conclusion.

## SUBJECT-SANSKRIT

### CLASS-VIII

#### Project Lay out-Subject wise-Instructions for the Project

आवश्यक निर्देश

कार्य सुस्पष्ट एवं स्वच्छ अक्षरों में करे।

कार्य पूर्ण करने हेतु स्वनिर्मित फाइल का निर्माण करे।

अपना नाम ,वर्ग , सेक्सन , एडमिशन नम्बर अवश्य लिखें।

१ विभिन्न योग - मुद्राओं के 5 चित्रों को एकत्रित करें और अपनी संचिका में चिपकाकर उनके नाम लिखें।