

## STUDY COURSE MATERIAL

### ENGLISH

SESSION-2020-21

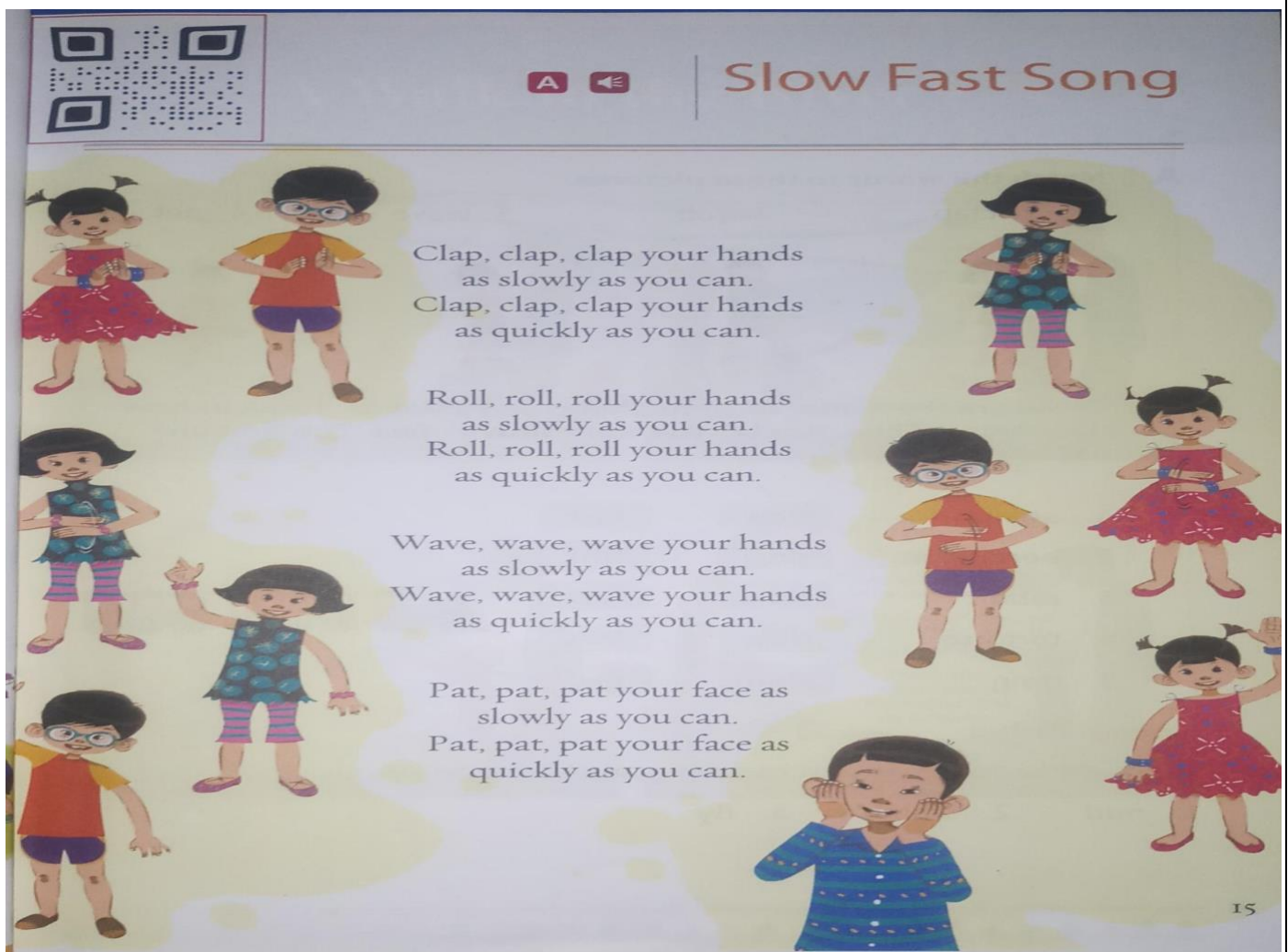
CLASS-I




- TOPIC: 1. Poem – Slow Fast Song (Reader)**  
**2. Ch-2, He – words and She – words (Grammar)**  
**3. Ch – 1, Picture comprehension (grammar)**

**DAY-1**

**SUB- TOPIC – POEM – SLOW FAST SONG**

### ❖ TEACING MATERIAL



   **Slow Fast Song**

Clap, clap, clap your hands  
as slowly as you can.  
Clap, clap, clap your hands  
as quickly as you can.

Roll, roll, roll your hands  
as slowly as you can.  
Roll, roll, roll your hands  
as quickly as you can.

Wave, wave, wave your hands  
as slowly as you can.  
Wave, wave, wave your hands  
as quickly as you can.

Pat, pat, pat your face  
as slowly as you can.  
Pat, pat, pat your face  
as quickly as you can.

15

## ❖ NOTES

( Write this in your English notebook )

### 1. Write eight lines of the poem in your notebook.

Clap, clap, clap your hands  
as slowly as you can.  
Clap, clap, clap your hands  
as quickly as you can.  
Roll, roll, roll your hands  
as slowly as you can.  
Roll, roll, roll your hands  
as quickly as you can.

### 2. Words to learn.

1. Hands
2. Quickly
3. Slowly
4. Wave
5. Pat
6. Face

## DAY-2

### SUB - TOPIC - POEM , SLOW FAST SONG

## ❖ NOTES





DO THIS IN YOUR READER BOOK PAGE NO. 16.

This is an enjoyable action poem. It talks of action-words like clapping, waving, rolling and patting. It also talks of slow and fast movements.

### Understanding the Poem

**A | Match the words to these pictures.**


1. clap      2. roll      3. wave      4. pat

a.       b.       c.       d. 

Wave      pat      clap      roll

**B | These are the names of some things and animals. Think of how they move. Then, tick (✓) the word slow or fast. The first one has been done for you.**

1. snail	<input checked="" type="checkbox"/> slow	<input type="checkbox"/> fast
2. aeroplane	<input type="checkbox"/> slow	<input type="checkbox"/> fast
3. rabbit	<input type="checkbox"/> slow	<input type="checkbox"/> fast
4. tortoise	<input type="checkbox"/> slow	<input type="checkbox"/> fast
5. train	<input type="checkbox"/> slow	<input type="checkbox"/> fast




## ❖ VIDEO LINK

LINK-1 [CLICK HERE - fast or slow?](#)

# DAY-3

## SUB-TOPIC – CH – 2 , HE – WORDS AND SHE- WORDS

## ❖ TEACHING MATERIAL



- Brother, father, king and husband are words for boys and men. They are called **male** or **He – Words**.
- Sister, mother, queen and wife are words for girls and women. They are called **female** or **She – words**.

❖ NOTES

WRITE IN YOUR ENGLISH NOTEBOOK.

A. Write 'She' words for the following.

1. Boy – girl
2. Man – woman
3. Gentleman – lady
4. Husband – wife
5. Son - daughter


❖ VIDEO LINK.

LINK-1 CLICK HERE - [he and she words](#)

**DAY-4**  
**SUB TOPIC – CH – 2 , HE – WORDS AND SHE - WORDS**

❖ NOTES

DO IT IN GRAMMAR BOOK PAGE NO. 64

 A. Match the he-words to the she-words.

- |              |           |
|--------------|-----------|
| 1. king      | a. lady   |
| 2. man       | b. witch  |
| 3. gentleman | c. nun    |
| 4. wizard    | d. peahen |
| 5. husband   | e. doe    |
| 6. buck      | f. queen  |
| 7. peacock   | g. woman  |
| 8. monk      | h. wife   |



B. Write **M** for names of the he-animals and people. Write **F** for names of the she-animals and people.

- |            |                          |             |                          |
|------------|--------------------------|-------------|--------------------------|
| 1. cow     | <input type="checkbox"/> | 2. lady     | <input type="checkbox"/> |
| 3. prince  | <input type="checkbox"/> | 4. sir      | <input type="checkbox"/> |
| 5. brother | <input type="checkbox"/> | 6. wife     | <input type="checkbox"/> |
| 7. son     | <input type="checkbox"/> | 8. buck     | <input type="checkbox"/> |
| 9. queen   | <input type="checkbox"/> | 10. grandpa | <input type="checkbox"/> |
| 11. man    | <input type="checkbox"/> | 12. niece   | <input type="checkbox"/> |



Check your answer.

A. Match the he – words to the she – words.

1. King - f. Queen
2. Man – g. woman
3. Gentleman – a. lady
4. Wizard – b. witch
5. Husband – h. wife
6. Buck – e. doe
7. Peacock – d. peahen
8. Monk – c. nun

B. Write M with name of he – animals and people. Write F for name of she – animals and people.

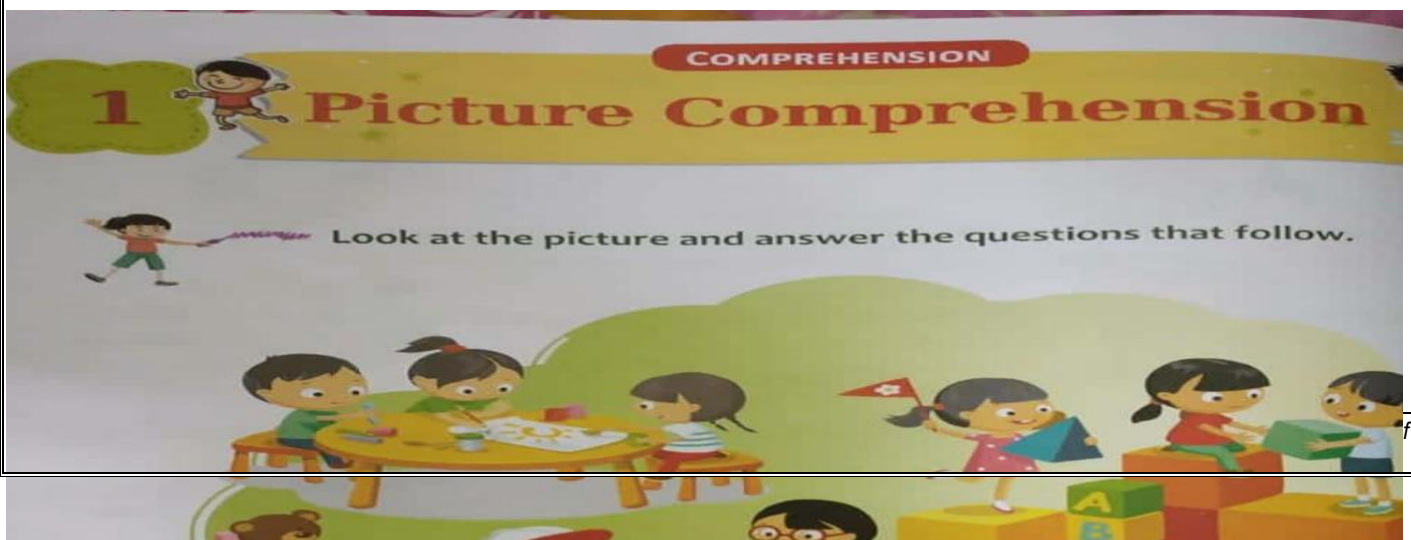
1. F
2. F
3. M
4. M
5. M
6. F
7. M
8. M
9. F
10. M
11. M
12. F

## DAY-5

### CH – 1, PICTURE COMPREHENSION

#### ❖ TEACHING MATERIAL

In picture comprehension we usually read the picture to give the answers.





## ❖ TEACHING NOTES

(DO IT IN BOOK PAGE NO . 68 and 69)

1. Where are the children?  
The children are in the class - room.
2. How many children do you see in the picture?  
I can see nine children in the picture.
3. What are the children at the table doing?  
The children are painting
4. The is the boy wearing the cap doing?  
The boy wearing the cap is riding bike.
5. Who is sitting on the pink chair?  
Teddy bear is sitting on the pink chair.
6. What are the three children on the right side of the picture doing?  
The three children are playing with blocks.
7. What is the girl wearing glasses doing?  
The girl wearing glasses is reading a book.