

INTEGRATED PROJECT **SESSION-2020-21** **Project Lay-out**

SUBJECT-ENGLISH

CLASS- I

Project English – My Umbrella

- Draw and colour a beautiful umbrella on A4 size paper.

Click the link to practice – [umbrella](#).

SUBJECT-HINDI

CLASS-I

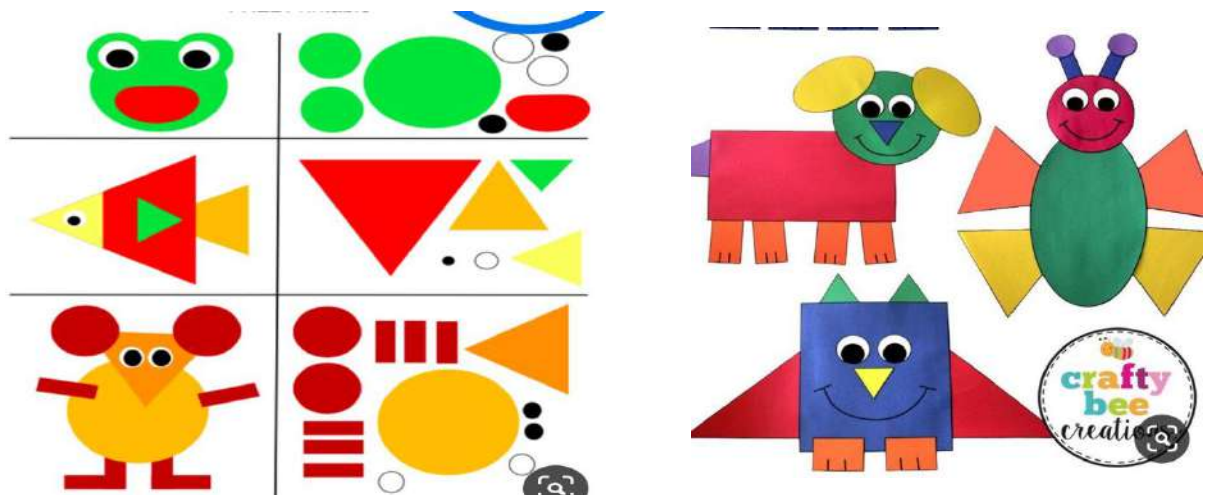
Project Lay out-Subject wise-Instructions for the Project

- सूरज का चित्र बनाकर उसमें रंग भरिए और सूरज के विषय में पाँच पंक्तियाँ लिखिए।
- उन पंक्तियों में इन शब्दों का प्रयोग अवश्य करें-
- सुंदर, नदियाँ , प्रणाम ,दुनिया और पर्वत ।

- **ACTIVITY 1**

Make any two animals using cut outs of different shapes and paste it in your Maths Application Notebook. Mention name of the animals.

Picture below are for reference purpose:-

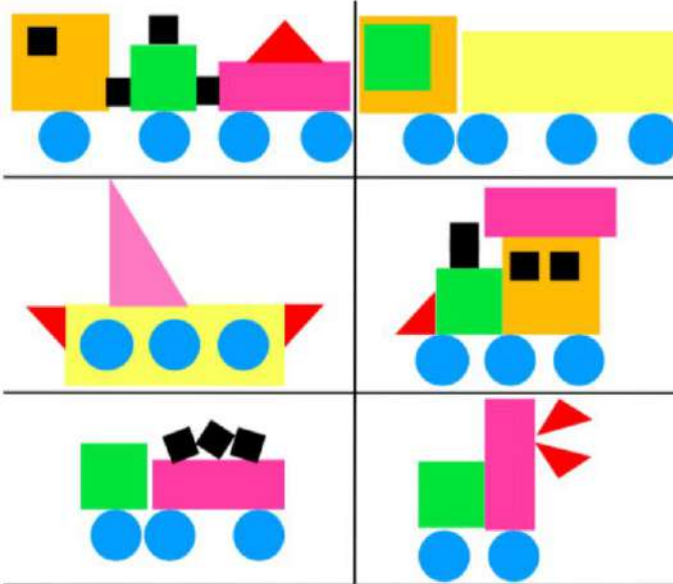


- **ACTIVITY 2:-**


Make any two transportation vehicles using cut outs of different shapes and paste it in your Maths application notebook. Mention name of the vehicles.

Picture below are for reference purpose:-

TRANSPORTATION VEHICLES SHAPES
FREE Printables



Cut these Shapes below to build the above



SUBJECT- EVS

CLASS-I

Project Lay out-Subject wise-Instructions for the Project


- **ACTIVITY 1:-**

What is the organ used for each sense? Name the organ. Draw or paste an image of that organ, then add color to your drawing.

Make it on a chart paper.

- 1) Sense of sight
- 2) Sense of smell
- 3) Sense of hearing
- 4) Sense of taste
- 5) Sense of touch

DO IT AS BELOW:-



SUBJECT-COMPUTER APPLICATION/ICT/IP

CLASS-I

Project- Subject wise -My keyboard

- Draw and colour a computer mouse on A4 size sheet and write about single click and double click.