



INTEGRATED PROJECT

SESSION-2020-21

Project Lay-out

SUBJECT- ENGLISH

CLASS- VII

Project Lay out-Subject wise-Instructions for the Project

Write a notice on the following topic:

- I. Tapan Ghosh of Class VII A is the Secretary of the Holy Christ School Geography Forum. The geography teacher has asked Tapan to put up a notice to invite the students of geography to participate in the Geography Quiz Contest to be held after a fortnight in St . Anthony's School. The first prize carries 1000 and a Trophy. Write this notice, using not more than 50 words. Try to make the notice catch all the students' attention.



INTEGRATED PROJECT

SESSION-2020-21

Project Lay-out

SUBJECT- HINDI

CLASS- 7

Project Lay out-Subject wise-Instructions for the Project

1. रानी लक्ष्मीबाई ने सन् 1857 के स्वतंत्रता संग्राम में भाग लिया था। इस संग्राम में बिहार में बाबू कुँवर सिंह ने भी अपनी वीरता का परिचय दिया था। उनके योगदान की भी एक सूची बनाइए। (200-300 शब्दों में)

आवश्यक निर्देश:-

*परियोजना कार्य के लिए A4 शीट पेपर का प्रयोग करें।

*हस्तनिर्मित फाइल बनाएं एवं पुरानी बची हुई कॉपी के पृष्ठों का भी उपयोग परियोजना कार्य के लिए कर सकते हैं।

INTEGRATED PROJECT

SESSION-2020-21


Project Lay-out

SUBJECT- MATHEMATICS

CLASS- 7th

Instructions for the Project

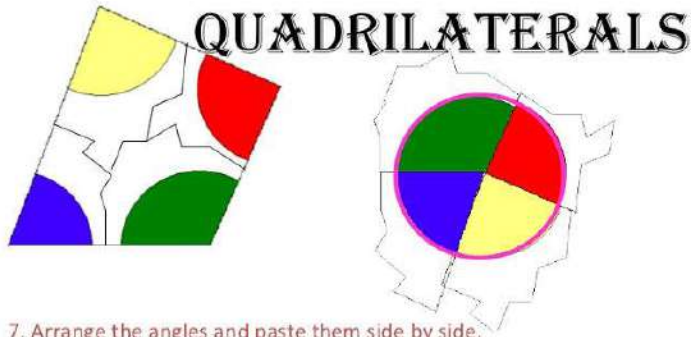
- Activity 1:- Represent $\frac{1}{2}$, $\frac{1}{3}$, $\frac{1}{6}$, $\frac{1}{8}$, $\frac{5}{6}$, $\frac{7}{9}$ in your Maths Application Notebook. For your reference picture is given below.



MATHTECH CONNECTIONS

6 ACTIVITIES
FRACTIONS
on a number line

Activity 2 :- To verify the sum of the interior angles of a quadrilateral is 360° by paper cutting and pasting. Do this activity in your Maths Application Notebook



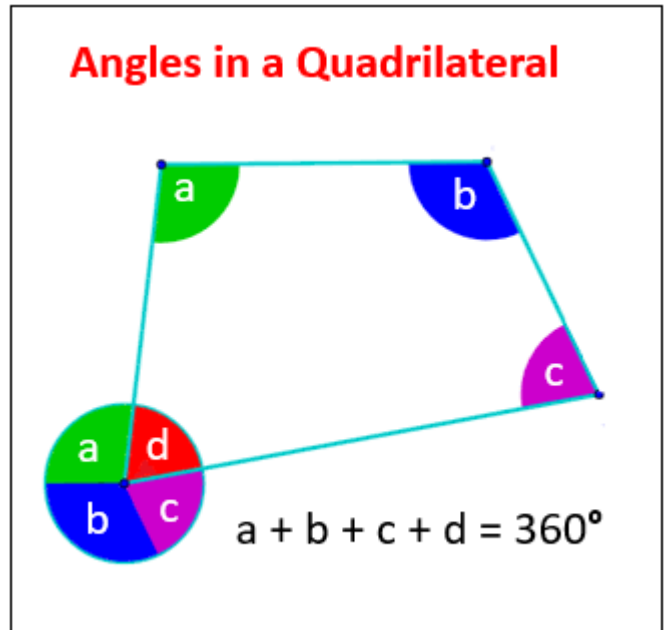
7. Arrange the angles and paste them side by side.

OBSERVATIONS:

4-angles of quadrilateral can be assembled in to a circle.

4-angles of a quadrilateral gives a complete angle.

The sum total of the 4 angles of quadrilateral is 360° .



INTEGRATED PROJECT **SESSION-2020-21** **Project Lay-out**

SUBJECT- SCIENCE

CLASS- VII

Project Lay out-Subject wise-Instructions for the Project

- **Topic - Mechanism of breathing through lungs**



<https://youtu.be/N31mwROSH9M>

Things required :

empty 2-liter bottle
plastic bag (trash bag or thick grocery bag)
thick rubber band
balloon
drinking straw
masking tape
modeling clay
scissors
an adult to help

INSTRUCTIONS

Have an adult help you cut the 2-liter bottle in half; you will only use the top part; discard the bottom and the bottle cap.
Cut a square of plastic from the bag. Make it big enough to cover the large opening of the cut bottle (about 8"). Don't worry about getting the edges perfectly straight!
Stand the bottle top on the table and place the sheet of plastic over the large opening,

use a large rubber band to secure it around the bottle. Gently pull the edges of the plastic, so it is tight across the top.

Cut off the excess plastic next to the rubber band.

Put the straw into the balloon and seal the opening around the straw with several pieces of tape. Blow gently on the end of the straw to make sure air goes into the balloon. If the balloon doesn't puff out a little, seal it around the straw better so air cannot escape.

Put the balloon end into the bottle's opening and use modeling clay to secure the straw to the bottle so that air can only pass through the straw.

Fold a piece of tape in half with sticky sides together leaving the ends exposed (only stick the tape together in the middle). Attach the sticky ends to the bottom of the plastic.

Use the tape tab as a handle and gently pull down slightly on the plastic and watch what happens to the balloon. Now push up gently while watching the Balloon.



INTEGRATED PROJECT **SESSION-2020-21** **Project Lay-out**

SUBJECT-Social Science

CLASS-VII

Project Lay out-Subject wise-Instructions for the Project

- On a piece of thermocol , show the structures of the atmosphere.
- On a piece of thermocol, carve out different landforms developed by different agents of erosion such as River, Wind, Glacier, Sea waves etc.
- Make a model of any monument of India with the help of thermocol Or clay.

INTEGRATED PROJECT **SESSION-2020-21** **Project Lay-out**

SUBJECT- COMPUTER

CLASS- VII

Project Lay out-Subject wise-Instructions for the Project

Create a presentation on 'Introduction to HTML'. The slides should have content on:

- Important features of HTML
- Steps to make a web page
- Steps to run a web page
- HTML tags and their attributes with example



INTEGRATED PROJECT

SESSION-2020-21

Project Lay-out

SUBJECT- Sanskrit

CLASS. 7

भारत के प्राकृतिक सौन्दर्य का वर्णन करते हुए, किन्हीं पांच पर्वतीय स्थल का नाम लिखें जो दर्शकों के लिए पर्यटन केन्द्र हैं।
स्वेच्छा अनुसार किसी एक पर्वतीय स्थल का प्राकृतिक, भौगोलिक एवं सामाजिकजीवन का वर्णन करते हुए 15 पंक्तियों का लेख लिखें।